

## STEEL MAST ARM WOOD POLE MOUNT

### DESCRIPTION

The Steel Mast Arm is ideal for front row car dealerships, tennis courts, and any other applications that require high forward lumen output.

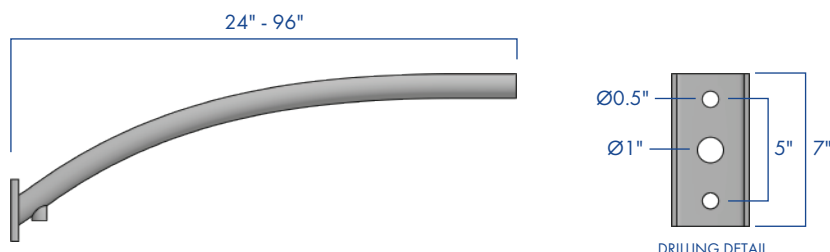
### FEATURES

2.375" O.D. structural ASTM A-123 A500 grade B steel tube with steel cleat.

Designed for mounting to new or existing wood pole.

Mounting hardware by others.

TGIC thermoset polyester powder coat finish is electrostatically applied at a 3.0 mil nominal thickness. A five stage metal pre-treatment process and sealer provide maximum corrosion resistance. The powder top coat is baked in excess of 400 degrees for supreme endurance.









DRILLING DETAIL



SUITABLE FOR  
**WET**  
LOCATIONS

## ORDERING INFORMATION

AVPL -

ARM	ARM LENGTH	MOUNTING	FINISH
SMA-WP	24"	1-90..... 	DARK BRONZE
	48"	2-90..... 	BLACK
	72"	2-180..... 	WHITE
	96"	3-90..... 	GREY
		3-120..... 	GREEN
		4-90..... 	

CONTACT  
FACTORY FOR  
DRILLING OPTIONS

ALL RAL COLORS  
AVAILABLE